

第10回日韓合同歯内療法学会開催のご案内

標記学会が2012年3月24日(土)、25日(日)の両日、韓国ソウルのSETEC(住所:514, Daechi-dong, Gangnam-gu, Seoul, Korea)で開催されます。奮ってご参加下さい。

<The 10th JEA-KAE Joint Scientific Meeting>

Date : Mar 24-25th (Sat-Sun). 2012

Venue : Seoul, SETEC

【演題申込】

日本からの演題はJEA国際交流委員会にて取りまとめてKAEへ提出いたします。つきましては以下の規定に従った演題抄録をJEA国際交流委員会委員長の小林 優までご提出ください。なお、演題はポスター発表を基本と致します。

演題提出期限：2012年2月8日(水) **→14日(火)まで延期しました。**

演題提出先：小林 優 JEA国際交流委員会委員長

メールアドレス drmasarucom@yahoo.co.jp

日本歯内療法学会
国際交流委員会
委員長 小林 優

K A E よりの案内を以下に記します。

2012 41th Annual meeting of Korean Academy of Endodontics

The 10th JEA-KAE Joint Meeting

Mar 24-25th (Sat-Sun). 2012

Seoul, SETEC <http://www.setec.or.kr/>

Main Theme: Microscopic Endodontics! Simple Endodontics!

1. Abstract guideline

- 1) Please use MS word and save 2003-2007(.doc).
- 2) Please use following sample: font, size, style
- 3) in English
- 4) please put the [*] on presenter's name
- 4) within 1 page of **A4 paper**
- 6) Abstract Submission Dead-Line: 2012. Feb. 22(Wed)
- 7) Abstract Submission method: e-mail to editorial committee.
e-mail add: mksdd@wonkwang.ac.kr (prof. KS Min)
- 8) **Special Theme: Microscopic Endodontics! Simple Endodontics!**
 - **Microscopic Endodontics**
 - **Single file root canal preparation**

2) Poster size

110 cm (width) x 150 cm (height)

3) Posting time: will be notified

Abstract Format (for case presentation)

Title:

Speakers (Full Names including affiliations)

I. Introduction

II. Case Presentation / Materials and Methods

III. Results

IV. Conclusions

<Sample>

NK and NKT Cells in the Rat Dental Pulp Tissue: Clinical Research

Nobuyuki Kawashima^{1,3}, Indra Wongyaofa², Noriyuki Suzuki¹,*

Hiromi Kawanishi-Nakano¹, Hideaki Suda^{1,3}

¹ *Pulp Biology and Endodontics, Department of Restorative Sciences, Graduate School,
Tokyo Medical and Dental University, Japan*

² *Department of Operative Dentistry and Prosthodontics,
Srinakharinwirot University, Thailand*

³ *Center of Excellence (COE) Program for Frontier Research on Molecular Destruction and
Reconstruction of Tooth and Bone, Tokyo Medical and Dental University, Japan*

I. Introduction

Natural killer (NK) cells are an important component of the innate immune system, since they mediate cellular cytotoxicity and produce chemokines and inflammatory cytokines, such as interferon gamma and tumor necrosis factor alpha.

II. Case Presentation / Materials and Methods

The lower first molars of specific pathogen-free male Wistar rats (8 wk of age, n=10) were used in this study. The teeth were fixed with periodate-lysine- paraformaldehyde at 4C for 8 h, and then demineralized with 14% EDTA at 4C for 3 wk. The tissues were finally embedded in OCT compound and rapidly frozen in liquid nitrogen. Serial sections (7 um thick) were cut using a cryostat and stained by the avidin-biotin- peroxidase complex method with anti-CD161, anti-CD68, anti-MHC class II (Ia) molecules, and anti-TCR?? (Serotec).

III. Results (could be omitted for a case presentation)

CD161+ cells and TCR??+ cells were observed in the normal rat dental pulp tissue of 8-wk-old rats. They were concentrated in the central portion of the coronal pulp. Many Ia+ cells were also observed, and these cells were accumulated in the subodontoblastic zone. In addition, CD68+ were equally distributed both in the coronal and root pulps.

IV. Conclusions

CD161+ cells and TCR??+ cells were observed in the normal rat dental pulp tissue of 8-wk-old rats. They were concentrated in the central portion of the coronal pulp.

2012 대한치과근관치료학회 41차 춘계학회
2012 41th Annual meeting of Korean Academy of Endodontics (semi-final)
The 10th JEA-KAE Joint Meeting (semi-final)
 Mar 24-25th (Sat-Sun). 2012
 Seoul, SETEC <http://www.setec.or.kr/>

Main Theme : Microscopic Endodontics! Simple Endodontics!

24th Mar (Sat)

13:00-13:10		opening	
13:00-17:00		Poster session	Microscopic Endodontics Case presentation
13:30-14:15	45m	Dr SJ Lee Mirae LDC (Changwon)	Current Issue I Clinical application of Microscope
14:25-15:10	45m	Dr DR Shin Luden LDC (Seoul)	Current Issue II Clinical application of Reciprocating File
15:10-15:40	30m	Poster & Booth, Microscope and instrumentation Hands-on	
15:40-16:30	50m	Dr. Yasuhisa Tsujimoto Japan	Invited Lecture I Microscopic Endodontic Therapy and Education in Japan Lecture in English
16:40-17:25	45m	Dr. JB Moon DDS co / Time LDC (Ulsan)	Current Issue III CAD/CAM restoration in the future
17:30---		Welcome reception	JEA-KAE, poster awarding for JEA

25th Mar (Sun)

09:00-12:00		Poster session	Microscopic Endodontics Case presentation
09:10-10:25	75m	Young Researcher	
	25m	Dr. Kim SY Seoul St. Mary's Dental Hospital	Clinical Issue I The coming era of regenerative endodontics
	25m	Dr. Lee DK Mokpo Mir Dental Hospital	Clinical Issue II Digital Dentistry and Microscopic Endodontics
	25m	Dr. Song MJ Gangnam Severance Hospital	Clinical Issue III Prognostic factors of endodontic surgery with microscope
10:25-10:50	25m	Booth, Microscope and instrumentation Hands-on	
10:50-11:35	45m	Prof E Kim Yonsei Univ	Invited Lecture II Outcomes of Endodontic Microsurgery
11:40-12:40	60m	Prof. David Sonntag Düsseldorf University, Germany (VDW)	Special Lecture I Reciprocation with NiTi Instruments Lecture in English
12:40-13:55	75m		Lunch General meeting
13:55-14:40	45m	Prof SH Park Gangneung-Wonju Univ	Invited Lecture III Glide path in modern RCT
14:40-14:50	10m	Coffee break / Booth	
14:50-15:50	60m	Dr. Asgeir Sigurdsson University of North Carolina, US (Dentsply)	Special Lecture II WaveOne – The final Wave Lecture in English
15:50-16:20	30m	Booth, Microscope and instrumentation Hands-on	
16:20-17:05	45m	Prof SW Chang Samsung Medical Center	Invited Lecture IV Endodontic bioactive cements for multi-purpose
17:05-17:15	10m	closing	poster awarding for Korean

Hotel Information

1. Ramada Renaissance Hotel

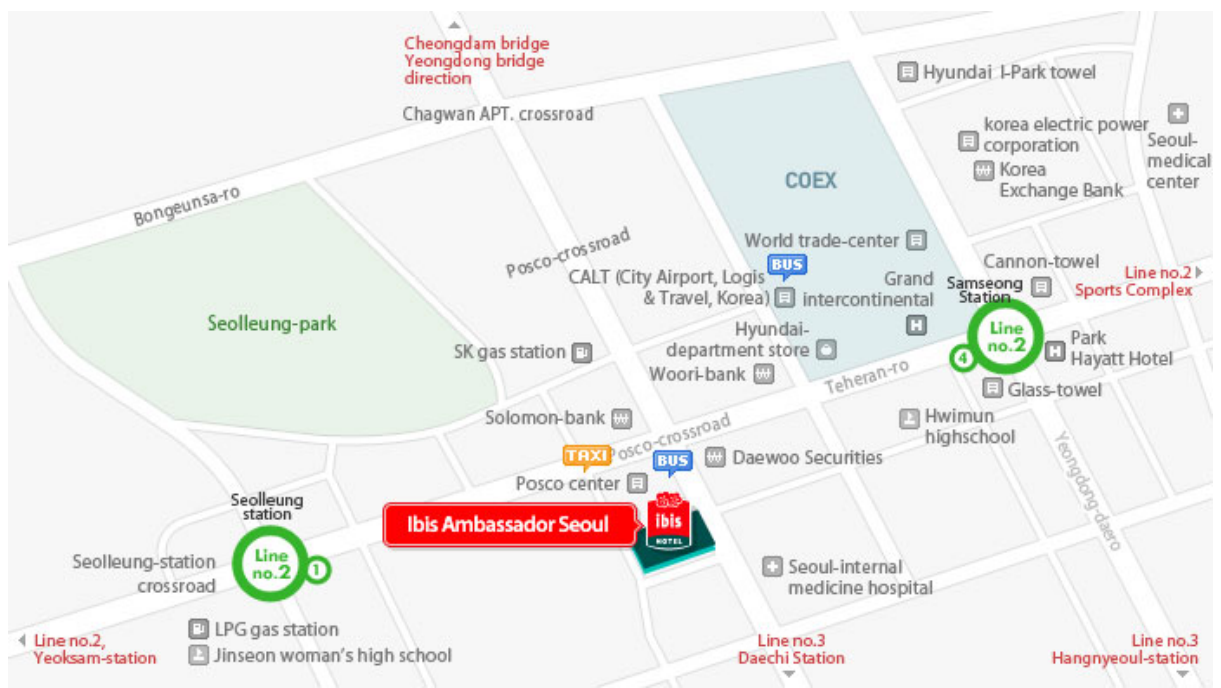
- 1) 312,000 KW (Deluxe room, tax & service charge will be added)
- 2) Map



- 3) <http://www.renaissance-seoul.com>

2. Ibis hotel

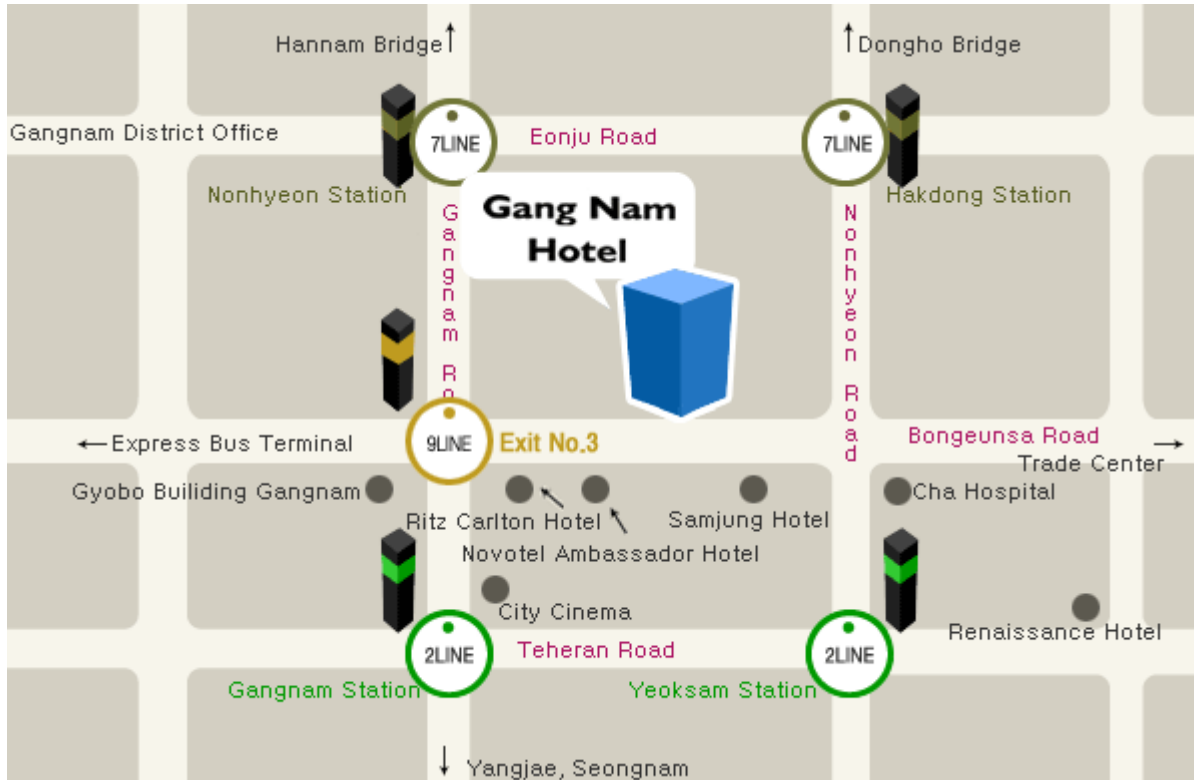
- 1) 120,000 KW-180,000 KW
(twin room, 10% tax will be added, Breakfast not included
Additional 18,500 KW will be charged for breakfast)
- 2) map



3) <https://ibis.ambatel.com> (ibis ambassador seoul)

3. Bestwestern Premier Gangnam Hotel

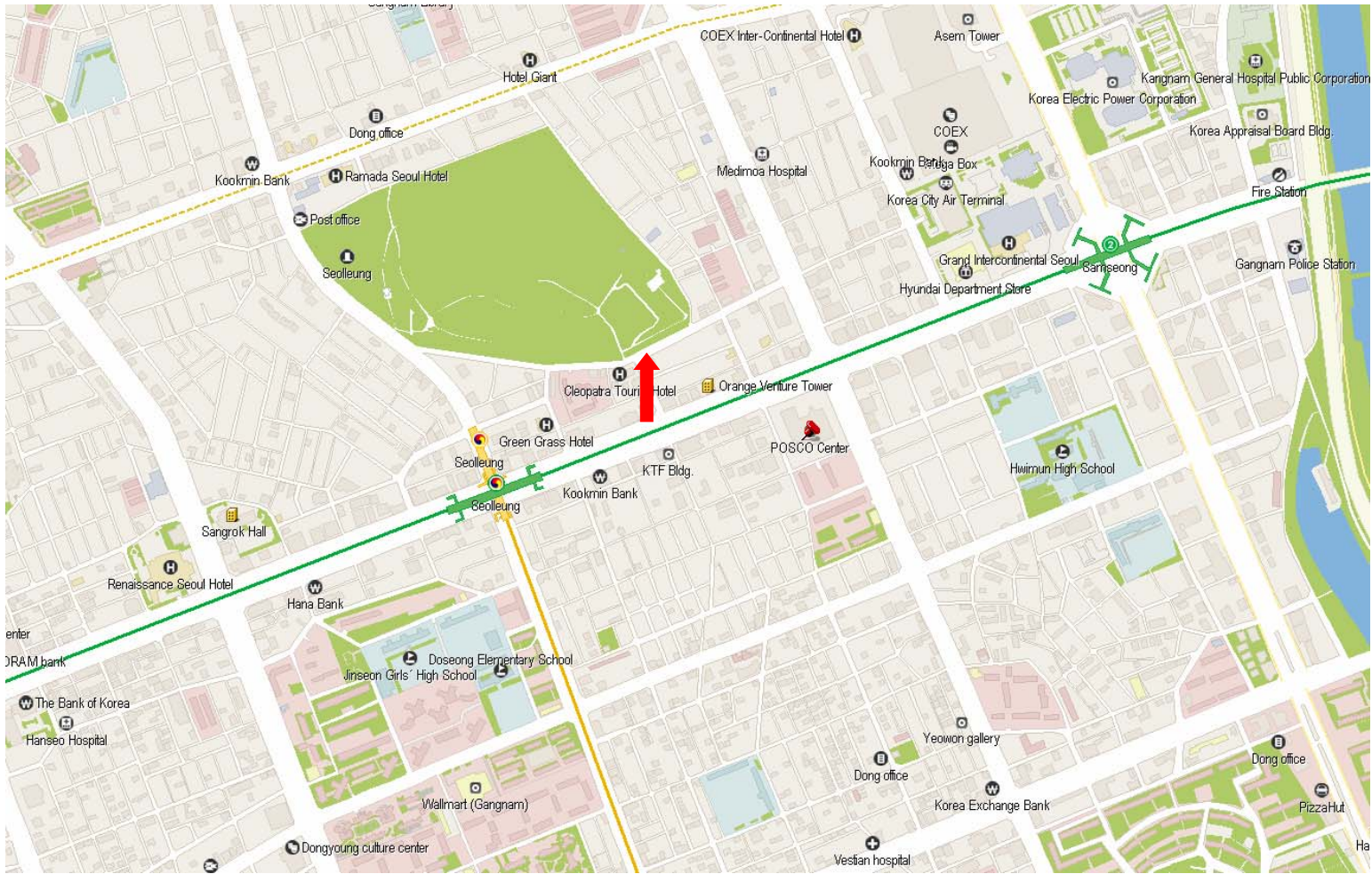
- 1) 176,000KW (twin room, 10% tax included, breakfast not included)
- 2) Map



3) <http://www.bestwesterngangnam.com>

4. Jbis Hotel

- 1) 90,000 KW (twin room, all tax included, breakfast for 2 person included)
- 2) Map



3) <http://www.jbis.kr>